

MISSISSIPPI DEPARTMENT OF MENTAL HEALTH



— FY16 — ANNUAL REPORT

Mississippi Department of Mental Health

Board of Mental Health Members

Hon. J. Richard Barry

Mr. Robert Landrum

Sampat Shivangi, M.D.

Jim Herzog, Ph.D.

Mr. George Harrison

John Montgomery, M.D.

Ms. Teresa Mosley

Manda Griffin, Ph.D.

DMH Executive Director

Ms. Diana S. Mikula

DMH Deputy Director

Mr. Matt Armstrong

If you need additional copies of the DMH FY16 Annual Report,
contact Wendy Bailey at 601-359-1288 or wendy.bailey@dmh.ms.gov.

Mission, Vision and Core Values

DMH Mission

Supporting a better tomorrow by making a difference in the lives of Mississippians with mental illness, substance abuse problems and intellectual/developmental disabilities, one person at a time.

Vision

We envision a better tomorrow where the lives of Mississippians are enriched through a public mental health system that promotes excellence in the provision of services and supports.

A better tomorrow exists when...

- All Mississippians have equal access to quality mental health care, services and supports in their communities.
- People actively participate in designing services.
- The stigma surrounding mental illness, intellectual/developmental disabilities, substance abuse and dementia has disappeared.
- Research, outcomes measures, and technology are routinely utilized to enhance prevention, care, services, and supports.

Core Values & Guiding Principles

People We believe people are the focus of the public mental health system. We respect the dignity of each person and value their participation in the design, choice and provision of services to meet their unique needs.

Community We believe that community-based service and support options should be available and easily accessible in the communities where people live. We believe that services and support options should be designed to meet the particular needs of the person.

Commitment We believe in the people we serve, our vision and mission, our workforce, and the community-at-large. We are committed to assisting people in improving their mental health, quality of life, and their acceptance and participation in the community.

Excellence We believe services and supports must be provided in an ethical manner, meet established outcome measures, and are based on clinical research and best practices. We also emphasize the continued education and development of our workforce to provide the best care possible.

Accountability We believe it is our responsibility to be good stewards in the efficient and effective use of all human, fiscal, and material resources. We are dedicated to the continuous evaluation and improvement of the public mental health system.

Collaboration We believe that services and supports are the shared responsibility of state and local governments, communities, family members, and service providers. Through open communication, we continuously build relationships and partnerships with the people and families we serve, communities, governmental/nongovernmental entities and other service providers to meet the needs of people and their families.

Integrity We believe the public mental health system should act in an ethical, trustworthy, and transparent manner on a daily basis. We are responsible for providing services based on principles in legislation, safeguards, and professional codes of conduct.

Awareness We believe awareness, education, and other prevention and early intervention strategies will minimize the behavioral health needs of Mississippians. We also encourage community education and awareness to promote an understanding and acceptance of people with behavioral health needs.

Innovation We believe it is important to embrace new ideas and change in order to improve the public mental health system. We seek dynamic and innovative ways to provide evidence-based services/supports and strive to find creative solutions to inspire hope and help people obtain their goals.

Respect We believe in respecting the culture and values of the people and families we serve. We emphasize and promote diversity in our ideas, our workforce, and the services/supports provided through the public mental health system.

Overview of the Service System

Statutory Authority of the Department of Mental Health

The Mississippi Department of Mental Health was created in 1974 by an Act of the Mississippi Legislature, Regular Session, as outlined in Sections 41-4-1 et seq. of the Mississippi Code of 1972, Annotated. The statute placed into one agency mental health, alcohol/drug abuse, and intellectual and developmental disabilities programs which had previously been under the direction of the State Board of Health, the Interagency Commission on Mental Illness and Intellectual and Developmental Disabilities, the Board of Trustees of Mental Institutions, and the Governor's Office. The statute also addresses the Department of Mental Health's responsibilities concerning services for persons with Alzheimer's disease and other dementia.

The **network of services** comprising the public system is delivered through **three major components**:

State-operated programs The four state comprehensive behavioral health programs, the five IDD regional programs, a mental health community living program, and two specialized programs for adolescents. These programs serve designated counties or service areas in the State and provide inpatient psychiatric, chemical dependence, forensic, limited medical/surgical hospital services, some community mental health services in areas near the state comprehensive psychiatric hospitals, intermediate care program services for persons with intellectual and developmental disabilities, and a range of community services for persons with developmental disabilities. Nursing services are also located on the grounds of two of the state comprehensive psychiatric programs.

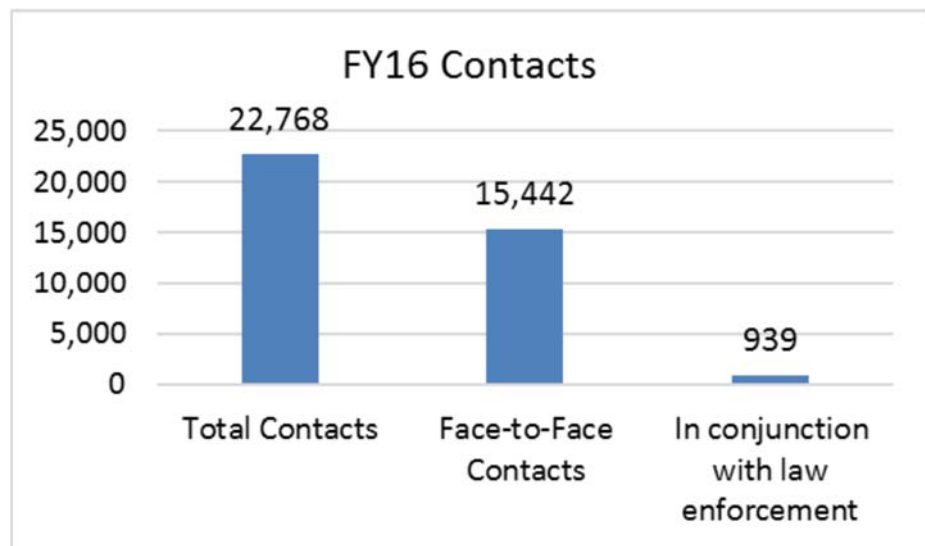
Regional community mental health/mental retardation centers operate under the supervision of regional commissions appointed by county boards of supervisors comprising their respective service areas. The 14 regional centers make available a range of community-based mental health, substance abuse, and in some regions, intellectual and developmental disabilities services. The governing authorities are considered regional and not state-level entities. The Department of Mental Health is responsible for certifying, monitoring, and assisting the regional community mental health centers. These regional community mental health centers are the primary service providers with whom the Department of Mental Health contracts to provide community-based mental health and substance abuse services.

Other nonprofit service agencies/organizations, which make up a smaller part of the service system, are certified and may also receive funding through the Department of Mental Health to provide community-based services. Many of these nonprofit agencies may also receive additional funding from other sources. Programs currently provided through these nonprofit agencies include community-based alcohol/drug abuse services, community services for persons with developmental disabilities and community services for children with mental illness or emotional problems.

Mobile Crisis Response Teams

In an effort to expand crisis services in the community, DMH provided grants to the 14 Community Mental Health Centers to establish Mobile Crisis Response Teams. Mobile Crisis Response Teams provide community-based crisis services that deliver solution-focused and recovery-oriented behavioral health assessments and stabilization of crisis in the location where the individual is experiencing the crisis.

Mobile Crisis Response Teams work hand-in-hand with local law enforcement, Chancery Judges and Clerks, and the Crisis Stabilization Units to ensure a seamless process. Without mobile crisis intervention, an individual experiencing a crisis may be inappropriately and unnecessarily placed in a jail, holding facility, hospital, or inpatient treatment program. The goal is to respond in a timely manner to where the individual is experiencing the crisis or meet the individual at a designated location such as the local hospital.



Wraparound Facilitation for Children and Youth



In partnership with the Division of Medicaid and the University of Southern Mississippi's School of Social Work, DMH created the Mississippi Wraparound Initiative (MWI) to train, support and sustain high-fidelity Wraparound in the State. Wraparound Facilitation is family and youth guided and provides intensive services to allow children and youth to remain in their homes and community.

In FY16, 462 Wraparound Facilitators were trained. Eleven (11) DMH certified providers served 2,960 children/youth with Wraparound Facilitation.

Programs of Assertive Community Treatment Teams

Mississippi now has eight PACT Teams operated by the following Community Mental Health Centers: Warren-Yazoo Mental Health Services, Life Help, Pine Belt Mental Health (operates two PACT - one on the Gulf Coast), Hinds Behavioral Health, Weems Community Mental Health Center, Region III Mental Health Center and Timber Hills Mental Health Services. PACT is a mental health service delivery model for facilitating community living, psychological rehabilitation and recovery for persons who have the most severe and persistent mental illnesses and have not benefited from traditional outpatient services. In FY16, a total of 248 people received PACT services. There were 85 new admissions in FY16.

Certified Peer Support Specialists

Mississippi's Certified Peer Support Specialist (CPSS) Trainers conducted five Certified Peer Support Specialist Trainings in FY16. The CPSS Training is an intensive 34 hour course followed by a written exam. In FY16, there were 161 CPSSs in Mississippi. CPSSs are individuals who self identify as a family member or an individual who received or is currently receiving mental



health services. Upon completion of the training, successfully passing the CPSS examinations, and obtaining employment by a DMH certified provider, participants become Certified Peer Support Specialists. The CPSS Program provides acknowledgment that the peer has met a set of requirements necessary to provide support to individuals with mental health, substance use, intellectual and developmental disabilities, and/or family members. The training and certification process prepares CPSSs to promote hope, personal responsibility, empowerment, education, and self-determination in the communities in which they serve.

Housing

In FY16, the Mississippi Legislature appropriated funding to establish a housing partnership, now known as CHOICE – Creative Housing Options in Communities for Everyone. The program was developed in FY16 and was able to provide housing to 48 people in the communities of their choice so far. While CHOICE provides the assistance that makes the housing affordable, local Community Mental Health Centers provide the appropriate services, all based on the needs of the individual. It is currently being piloted in Regions 3, 4, 8, 12, and 14.

Supported Employment

DMH believes that work plays a critical role in improving quality of life and mental health outcomes of the people we serve as part of their recovery journey. In January 2015, DMH provided funding to develop four pilot sites to offer Supported Employment to 75 individuals with mental illness. The sites are located in Community Mental Health Center Regions 2, 7, 10 and 12. Supported employment, an evidenced-based way to help people diagnosed with mental illnesses secure and keep employment, begins with the idea that every person with a serious mental illness is capable of working competitively in the community. In FY16, the DMH Supported Employment Pilot Program assisted 108 individuals on their road to recovery by helping them to become employed in the openly competitive job market.



DMH was awarded funding for Cooperative Agreement to Benefit Homeless Individuals (CABHI) Enhancement – Supportive Employment Services. In January 2016, four additional CMHCs Regions 4, 8, 9, and 14 were funded to provide Supported Employment Services.

Certification of Providers

In addition to the provision of services through the public mental health system, DMH is responsible for the supervision, coordination and establishment of standards for the operations and activities of the public mental health system. DMH develops standards of care for all certified providers; approves community-based agencies to provide mental health, intellectual/developmental disabilities and substance use services throughout the state; and certifies the provision of mental health, intellectual/developmental disabilities and substance use services.

DMH Certified Providers (number of agencies certified in FY16)	91
New or Additional Service Certifications (services only, not program locations)	23
On-site Monitoring Visits Conducted (includes certification reviews and new service/new program reviews)	198

Office of Consumer Support

The Office of Consumer Support (OCS) serves as the point of contact for DMH for information/referral and for expressing grievances and concerns. In FY16, OCS received just over 5,354 documented calls directly through the DMH Helpline and National Suicide Prevention Lifeline. OCS continues to contract with the National Suicide Prevention Lifeline as a network provider in Mississippi for crisis intervention, suicide prevention, and information/referral. Also in FY16, OCS responded to and assisted with the resolution of approximately 197 grievances related to the experiences of individuals receiving or seeking services.

FY16 Alcohol and Drug Services

Services Provided	Number Served
Community-based adult primary residential services	3,635
Community-based adolescent primary residential services	107
Inmates at the MS Department of Corrections	1,575
Community-based adult transitional residential services	1,113
Community-based general outpatient services	2,237
Community-based adult intensive outpatient services	518
Community-based recovery supports	2,594
Adult co-occurring services	5,676
Vocational rehabilitation services for transitional treatment	643

*These numbers are based on DMH Certified and funded CMHC/free standing programs.

Prevention IS **KEY**



Evidence-Based Programs:

All funded Prevention agencies are required to implement at least one (1) Evidence-Based Program. In addition to focusing on substance abuse related behavior, these programs also address issues related to mental health promotion, problem solving, violence, coping skills, peer mentoring just to name a few. These programs are implemented in the community in both public and private schools, and after-school programs such as the Boys and Girls Clubs.

Evidence-Based Curriculums	
Above the Influence	Parenting Wisely
All Stars	Positive Action
Coping and Support Training (CAST)	Project Alert
Challenging College Alcohol Abuse	Project Northland
Class Action	Project Towards No Drug Abuse
Creating Lasting Family Connections	Reconnecting Youth
Communities Mobilizing for Change on Alcohol	Residential Student Assistance Program (RSAP)
Guiding Good Choices	Say it Straight
Incredible Years	Too Good for Drugs
Keep a Clear Mind	Too Good for Violence
Life Skills Training	Kids Series

Behavioral Health Programs

The **state behavioral health programs** are administered by the Department of Mental Health. These programs offer residential and/or community services for mental health, substance use, and Alzheimer's disease and other dementia. The programs are administered by the Bureau of Mental Health.

East Mississippi State Hospital

Charles Carlisle, Ph.D., Director
P.O. Box 4128 West Station
Meridian, MS 39304-4128
Phone: 601-482-6186
www.emsh.state.ms.us

Mississippi State Hospital

James G. Chastain, Director
P.O. Box 157-A
Whitfield, MS 39193
Phone: 601-351-8000
www.msh.state.ms.us

North Mississippi State Hospital

Paul A. Callens, Ph.D., Director
1937 Briar Ridge Rd.
Tupelo, MS 38804
Phone: 662-690-4200
www.nmsh.state.ms.us

South Mississippi State Hospital

Clint Ashley, Director
823 Highway 589
Purvis, MS 39475
Phone: 601-794-0100
www.smsh.ms.gov

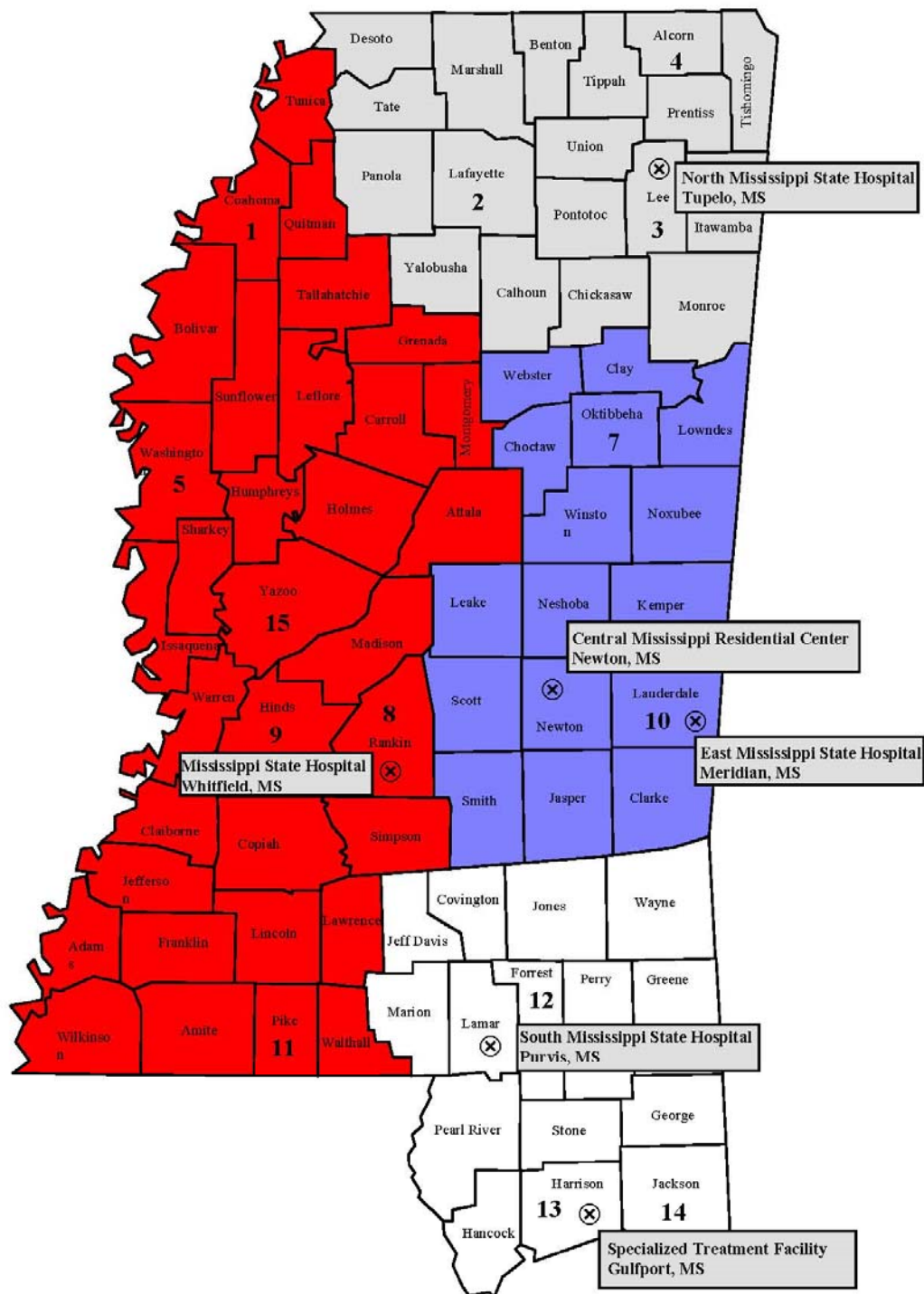
Central Mississippi Residential Center

Debbie Ferguson, Dr.PH, Director
P.O. Box 470
Newton, MS 39345
Phone: 601-683-4200
www.cmrc.ms.gov

Specialized Treatment Facility

Stacy Miller, Director
14426 James Bond Road
Gulfport, MS 39503
Phone: 228-328-6000
www.stf.ms.gov

Behavioral Health Programs



Mississippi State Hospital is located in Whitfield and provides residential services for mental health, substance use, and Alzheimer's disease and other dementia. MSH is Joint Commission accredited.

Individuals Served at Mississippi State Hospital in FY 2016

	Active Beds	Number Served
Acute Psychiatric	154	1,045
Continued Treatment Services	97	120
Acute Medical Geriatric	29	48
Medical Surgical Hospital	21	195
Oak Circle Center for Adolescents	60	286
Forensics	35	58
Chemical Dependency	80	785
Nursing Home Services		
Jaquith Nursing Home	379	413

East Mississippi State Hospital is located in Meridian and provides residential and/or community services for mental health, substance use, and Alzheimer's disease and other dementia.

Individuals Served at East MS State Hospital in FY 2016

	Active Beds	Number Served
Acute Psychiatric	100	518
Adolescent Psychiatric	25	96
Adolescent Chemical Dependency	25	134
Adult Chemical Dependency	25	336
Nursing Home Services		
R.P. White Nursing Home	105	112
J.P. Champion Nursing Home	105	126

North Mississippi State Hospital is located in Tupelo and provides acute inpatient services for adult men and women with serious mental illness.

Individuals Served at North MS State Hospital in FY 2016

	Active Beds	Number Served
Acute Psychiatric	50	629

South Mississippi State Hospital in Purvis and provides acute inpatient services for adult men and women with serious mental illness.

Individuals Served at South MS State Hospital in FY 2016

	Active Beds	Number Served
Acute Psychiatric	50	693

Central Mississippi Residential Center is located in Newton and provides behavioral health services in a community setting, minimizing the need for hospitalization.

Individuals Served at Central MS Residential Center in FY 2016

	Active Beds	Number Served
Community Living	68	136

*CMRC also operates the Newton Crisis Stabilization Unit (see page 16) and Footprints Day Program (see page 21).

The Specialized Treatment Facility is an adolescent behavioral health residential treatment program. Residents are between 13-18 years of age who have been civilly committed or transferred within the DMH. Priority placements are given to adolescents who have come into contact with the legal system.

Individuals Served at Specialized Treatment Facility in FY 2016

	Active Beds	Number Served
Psychiatric Residential	48	129

Breakdown of number of psychiatric admissions by county and DMH Behavioral Health Program.

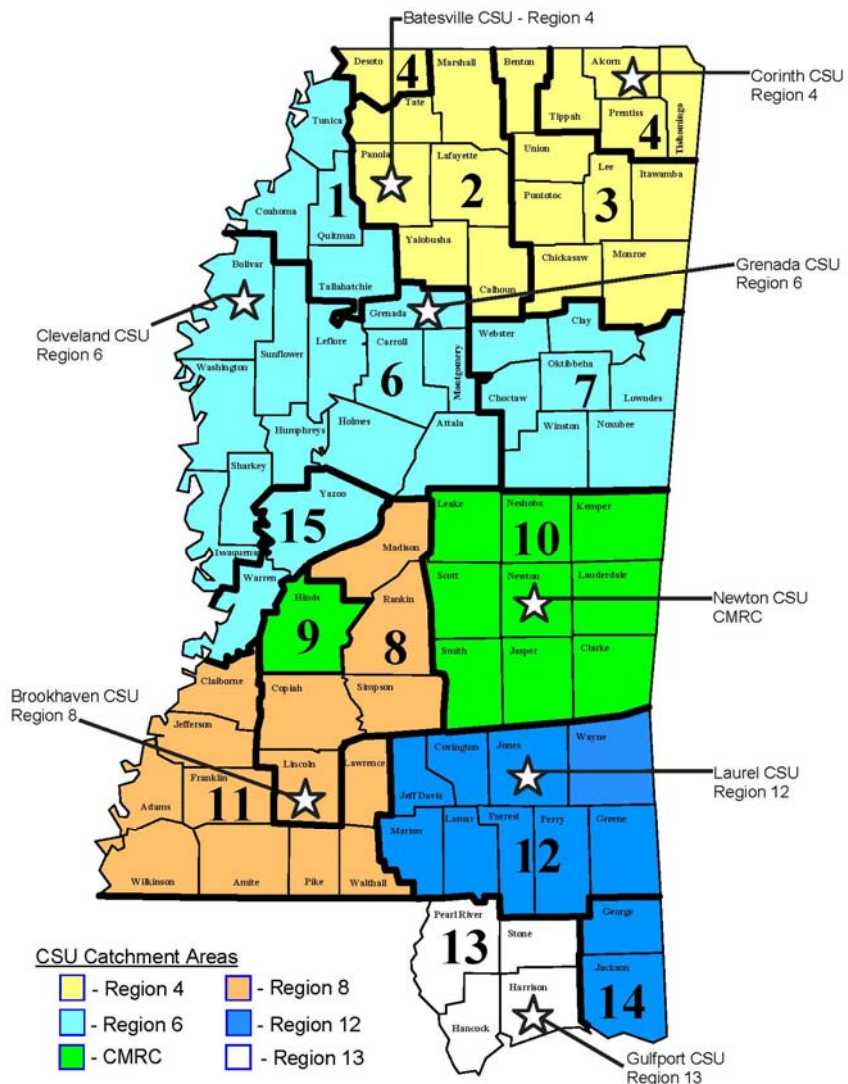
COUNTIES	MSH	EMSH	NMSH	SMSH	STF	CMRC
Adams	75	0	1	2	5	0
Alcorn	3	2	44	0	1	0
Amite	21	0	0	0	0	0
Attala	7	0	0	0	0	0
Benton	0	0	6	0	0	0
Bolivar	23	0	0	0	0	0
Calhoun	2	0	20	0	0	0
Carrol	10	0	0	0	0	0
Chickasaw	4	1	29	0	0	0
Choctaw	0	6	2	0	0	0
Claiborne	15	0	0	0	0	0
Clarke	1	24	0	1	0	1
Clay	1	11	5	0	1	0
Coahoma	22	1	2	0	1	0
Copiah	22	1	0	1	0	0
Covington	0	1	0	18	1	0
DeSoto	11	0	73	0	7	1
Forrest	24	24	0	90	4	1
Franklin	8	0	0	0	1	0
George	2	1	0	19	1	0
Greene	1	0	0	6	0	0
Grenada	16	0	0	0	0	1
Hancock	3	1	0	19	4	0
Harrison	17	1	0	180	31	4
Hinds	238	1	1	0	4	15
Holmes	26	0	1	0	0	0
Humphreys	7	0	0	0	0	1
Issaquena	0	0	0	0	0	0
Itawamba	0	0	16	0	1	0
Jackson	1	0	0	113	2	1
Jasper	2	20	0	0	1	2
Jefferson	20	0	0	1	0	0
Jefferson Davis	0	1	0	13	1	0
Jones	1	11	0	31	11	1
Kemper	0	3	0	0	0	0
Lafayette	2	0	42	0	2	2
Lamar	5	1	0	51	2	3
Lauderdale	11	103	3	6	2	13
Lawrence	26	0	0	0	0	0
Leake	2	31	2	0	0	1
Lee	3	2	68	0	4	4
Leflore	51	0	5	0	1	2
Lincoln	17	1	0	0	2	0
Lowndes	2	28	3	0	1	0
Madison	24	0	0	0	0	1
Marion	2	3	0	40	0	1
Marshall	4	0	21	0	0	1
Monroe	0	1	16	0	1	0

Behavioral Health Programs

COUNTIES	MSH	EMSH	NMSH	SMSH	STF	CMRC
Montgomery	9	0	0	0	0	0
Neshoba	1	9	2	0	0	0
Newton	2	16	1	1	0	28
Noxubee	0	29	3	2	0	0
Oktibbeha	3	36	0	0	0	0
Panola	4	1	72	0	0	0
Pearl River	2	0	0	23	15	0
Perry	1	0	0	18	1	0
Pike	61	0	0	4	0	3
Pontotoc	2	0	7	0	0	0
Prentiss	1	0	43	0	0	0
Quitman	17	0	5	0	0	0
Rankin	172	0	0	0	7	35
Scott	2	64	2	2	1	0
Sharkey	1	0	0	0	0	0
Simpson	36	6	0	0	2	1
Smith	0	33	3	3	1	2
Stone	1	0	0	10	0	0
Sunflower	26	0	2	0	1	0
Tallahatchie	15	0	1	0	0	0
Tate	4	0	20	0	1	0
Tippah	1	0	14	0	1	0
Tishomingo	0	1	10	0	0	0
Tunica	7	0	1	0	0	0
Union	2	0	12	0	0	0
Walthall	10	0	0	0	3	1
Warren	27	0	0	0	2	1
Washington	31	0	7	0	0	1
Wayne	4	4	0	37	0	0
Webster	0	1	4	0	0	0
Wilkinson	8	0	0	0	1	0
Winston	1	17	0	2	1	0
Yalobusha	1	0	8	0	0	0
Yazoo	22	1	0	0	0	0

Crisis Stabilization Units

Crisis Stabilization Units (CSUs) offer time-limited residential treatment services designed to serve adults with severe mental health episodes that if not addressed would likely result in the need for inpatient care. The community-based service setting provides intensive mental health assessment and treatment. Follow-up outreach and aftercare services are provided as an adjunct to this service.



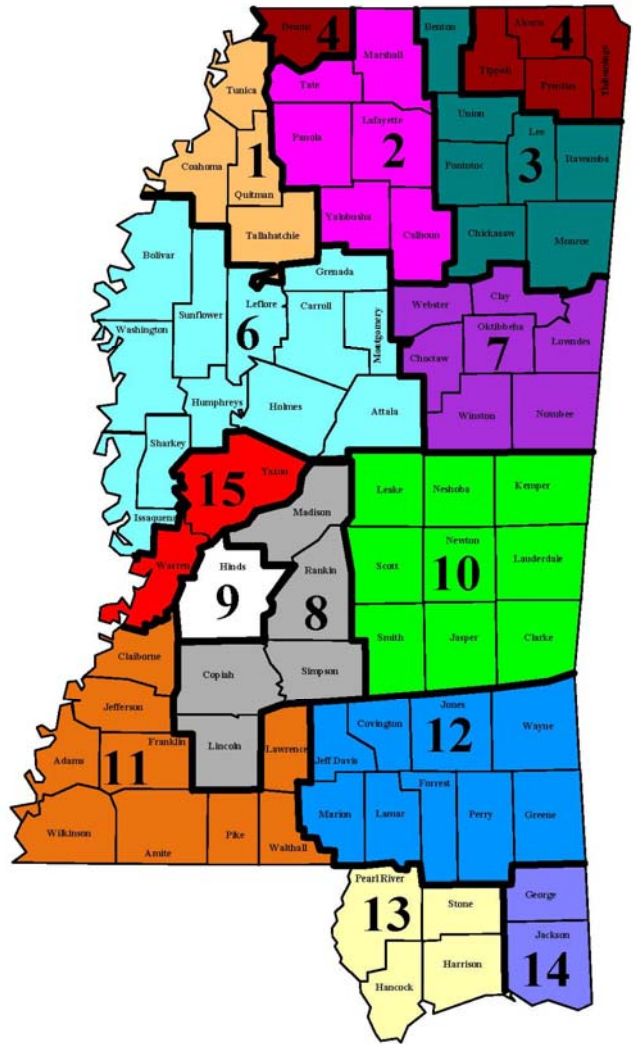
CSUs	Total Served
Batesville CSU	307
Brookhaven CSU	393
Cleveland CSU	325
Corinth CSU	584
Grenada CSU	346
Gulfport CSU	500
Laurel CSU	396
Newton CSU	419
Total	3,270

Total Voluntary	1,732
Total Involuntary	1,538
Diversion Rate	89.2%

Community Mental Health Centers

Regional Community Mental Health Centers (CMHCs) operate under the authority of regional commissions appointed by county boards of supervisors comprising their respective service areas. The 14 CMHCs, as well as private DMH Certified Providers who are certified as CMHCs, make available a range of community-based mental health services, as well as substance use and intellectual and developmental disabilities services to all 82 counties.

DMH is responsible for certifying, monitoring and assisting the CMHCs. The CMHCs are the primary service providers of outpatient community-based services in the state to adults and children with mental illness, substance use, and intellectual and/or developmental disabilities

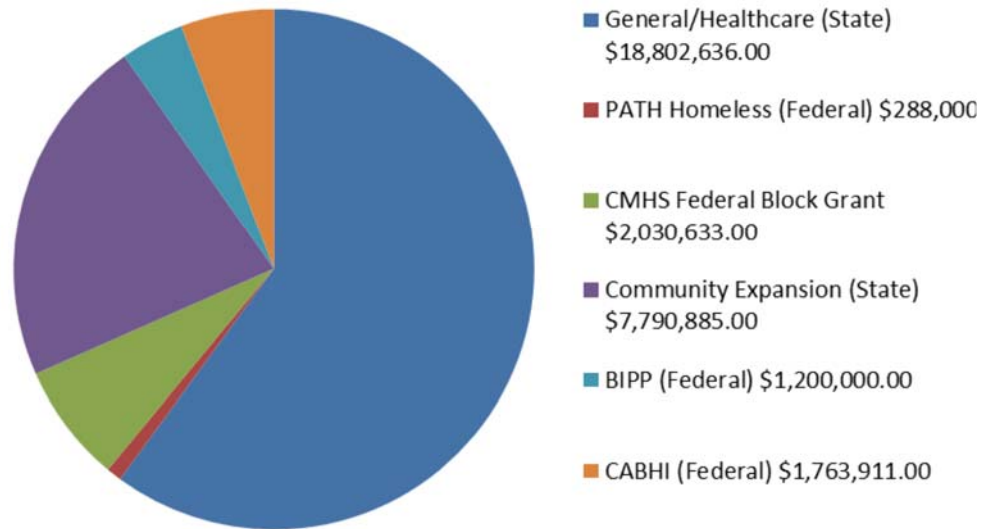


In FY16, services were provided to 61,298 adults and 37,694 children/youth in Mississippi.

Total individuals served: 98,992 (unduplicated)

- Psychiatric Diagnostic Evaluation
- Evaluation and Medication Management
- Psychotherapy
- Medication Administration
- Assessment
- Treatment Plan Review
- Individual Therapy
- Nursing Assessment
- Family Therapy
- Group Therapy
- Multi-Family Therapy
- Psychological Evaluation
- Targeted Case Management
- Assertive Community Treatment
- Psychosocial Rehabilitation
- Psychosocial Rehabilitation (Senior)
- Day Treatment
- Day Support
- Acute Partial Hospitalization
- Crisis Response
- Crisis Residential
- Community Support Services
- Peer Support
- Wraparound Facilitation
- Intensive Outpatient Psychiatric

Adult Funding



General/Healthcare - appropriated by the Mississippi State Legislature

PATH Homeless - Projects for Assistance in Transition from Homelessness federal grant program administered by the Center for Mental Health Services

CMHS Federal Block Grant - Community Mental Health Services Block Grant mandated by the U.S. Congress

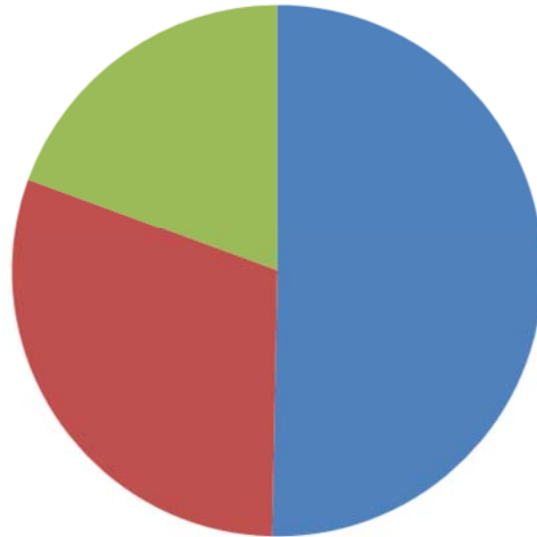
Community Enhancement - appropriated by the Mississippi State Legislature for the purpose of expanding community-based services

DMH's Division of Adult Services offers grant funds to community providers for some of the following services:

- Purchase of Services
- Personal Outcome Measures
- Intensive Case Management
- NAMI
- Drop In Center
- Mobile Crisis Teams
- PACT Teams
- Supported Employment
- Crisis Stabilization Units
- Community Support Services
- Supported/Supervised Housing
- Homeless Services
- Physician Services



Children & Youth Funding



General/Healthcare	\$2,592,179.00
CMHS Federal Block Grant	\$1,957,540.00
Project Xpand (Federal)	\$1,000,000.00


General/Healthcare - appropriated by the Mississippi State Legislature

CMHS Federal Block Grant - Community Mental Health Services Block Grant mandated by the U.S. Congress

XPand - Project XPand federal grant funding

DMH's Division of Children & Youth Services offers grant funds to community providers to provide the following services:

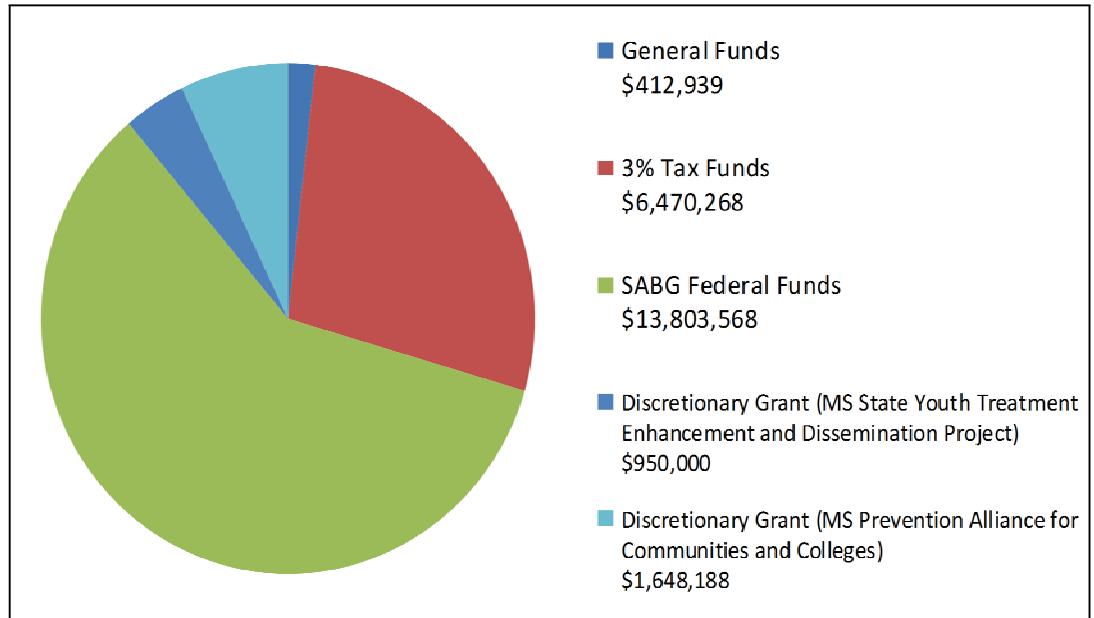
- Crisis Intervention Services
- MAP Teams
- Juvenile Outreach Programs
- Training for Evidence-based Practices
- Prevention/Early Intervention
- Therapeutic Foster Care
- Therapeutic Group Homes
- Wraparound Facilitation
- Family Education/Support



- Project XPand
- Mississippi Transitional Outreach Program
- Crisis Stabilization Unit

The Bureau of Alcohol and Drug Services administers the public system of alcohol and drug assessment, referral, prevention, treatment and recovery support services for the individuals it is charged to serve. It is also responsible for establishing, maintaining, and evaluating the network of service providers, which includes state-operated behavioral health programs, regional community mental health centers, and other nonprofit community-based programs.

Alcohol and Drug Services Funding



DMH's Bureau of Alcohol and Drug Services offers state and federal grant funding to community providers for the following services:

- Withdrawal Management Services
- Primary Residential Services
- Transitional Residential Services
- Recovery Support Services
- Outpatient Services
- DUI Diagnostic Assessment Services
- Prevention
- Opioid Treatment Services utilizing Methadone



Alzheimer's Disease and Other Dementia

DMH is responsible for counseling, education and training for family members, caregivers and service providers. The Division of Alzheimer's Disease and Other Dementia has field offices located in Tupelo, Magee, Long Beach and the Central Office in Jackson. According to the Alzheimer's Association, an estimated 52,000 Mississippians are diagnosed with Alzheimer's disease.

The Mississippi State Strategic Plan for Alzheimer's Disease and Other Dementias 2015-2020 was released at the 15th Annual Conference on Alzheimer's Disease and Psychiatric Disorders in Older Adults. The Plan is a collaborative effort between DMH, the Alzheimer's Association Mississippi Chapter and the UMMC Mind Center with over 40 contributors from the public and private sectors including family caregivers.

Law Enforcement Training Initiative

Inclusion of the training course entitled, *Older Adults, Dementia, Elder Abuse, and Silver Alert* into the mandatory Basic Training Curriculum required at all Law Enforcement Training Academies. This is collaboration between DMH, Department of Public Safety, Itawamba Community College, Alzheimer's Association MS Chapter, DHS Division of Aging and Adult Services, AARP of Mississippi, and the Mississippi Gerontological Society. Inclusion of the course was piloted in December 2014 and approved for inclusion in January 2015. Training figures include pilot trainings.

Total Venues: 15

Total Participants: 512

Additional LET trainings conducted outside of training academies:

Total Venues: 4

Total Participants: 200

Adult Day Services

Footprints in Newton (operated by Central Mississippi Residential Center): 20 families

Garden Park: 21 families

Memory Makers: 25 families

First Friends: 10 families

Virtual Dementia Tour

Total Venues: 33

Total Participants: 769

Health Fairs/Senior Fairs

Total Venues: 25

Total Participants: 4,520

Suicide Prevention in Older Adults:

Total Presentations: 95

Total Attendance: 3,741

Silver Alert Information:

Total Presentations: 95

Total Attendance: 3,741



Additional Trainings:

Total Venues: 54

Total Participants: 2,114

16th Annual Conference on Alzheimer's Disease and Psychiatric Disorders in Older Adults:

Total Vendors: 43

Total Attendance: 430

Aging Simulation:

Total Venues: 22

Total Attendance: 915

Understanding Dementia in Individuals with IDD:

Total Venues: 5

Total Attendance: 203

IDD Programs

DMH is responsible for the development and implementation of services to meet the needs of **individuals with intellectual and developmental disabilities**. This public service delivery system is comprised of five state-operated comprehensive programs, a state-operated program for youth who require specialized treatment, 14 regional community mental health/IDD centers and other non-profit community agencies/organizations that provide community services. Community and residential services are offered.

Boswell Regional Center

Steven Allen, Director
P.O. Box 128
Magee, MS 39111
Phone: 601-867-5000
www.brc.state.ms.us

Ellisville State School

Rinsey McSwain, Director
1101 Highway 11 South
Ellisville, MS 39437-4444
Phone: 601-477-9384
www.ess.state.ms.us

Hudspeth Regional Center

Mike Harris, Director
P.O. Box 127-B
Whitfield, MS 39193
Phone: 601-664-6000
www.hrc.state.ms.us

North Mississippi Regional Center

Edie Hayles, Director
967 Regional Center Drive
Oxford, MS 38655
Phone: 662-234-1476
www.nmrc.state.ms.us

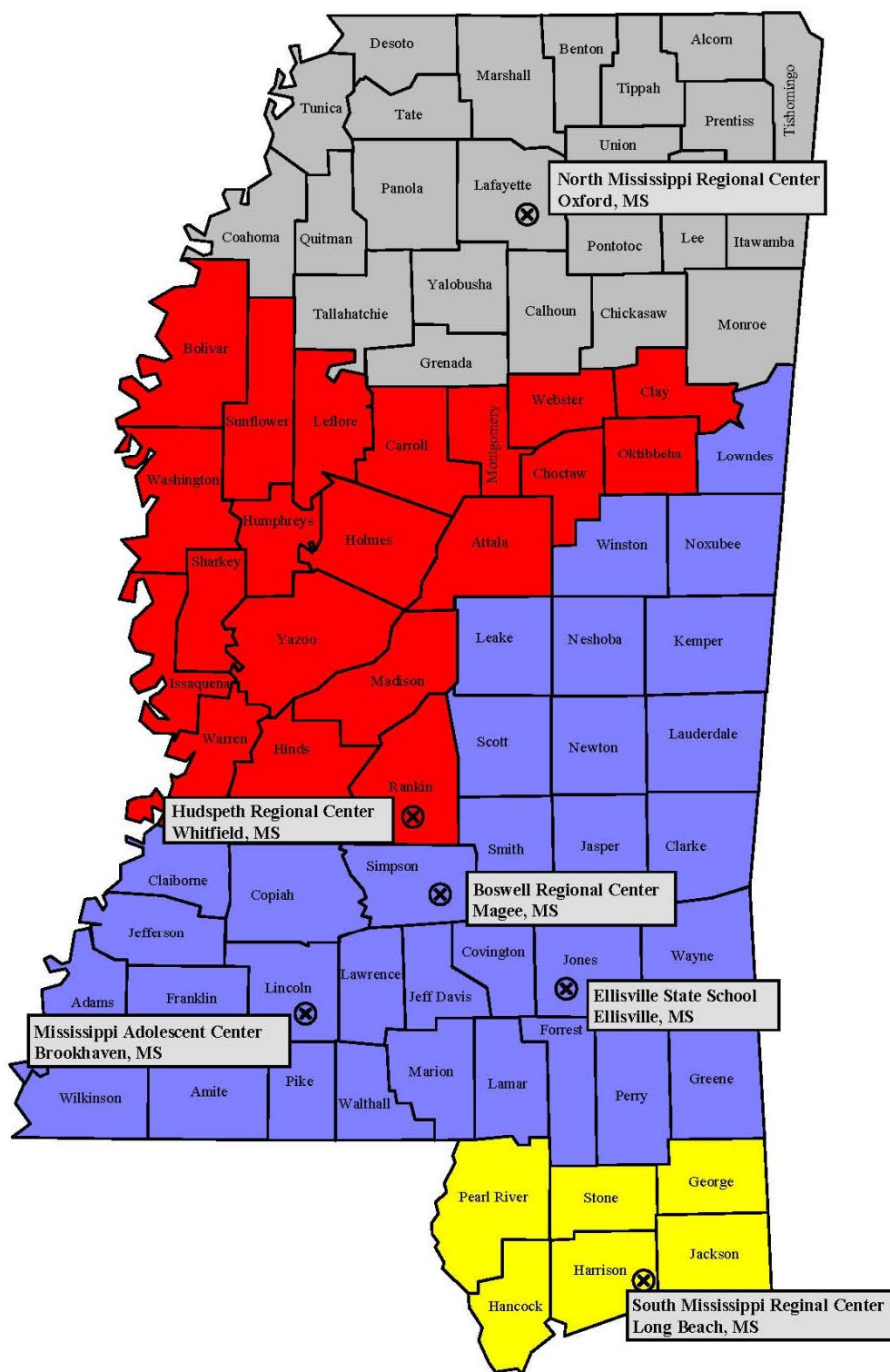
South Mississippi Regional Center

Lori Brown, Director
1170 W. Railroad St.
Long Beach, MS 39560-4199
Phone: 228-868-2923
www.smrc.ms.gov

Mississippi Adolescent Center

William Gates, Director
760 Brookman Dr. Extension
Brookhaven, MS 39601
Phone: 601-823-5700
www.mac.dmh.ms.gov

IDD Programs



* Boswell Regional Center provides specialized treatment statewide.

Ellisville State School, located in Ellisville, provides services through residential and community programs to children and adults with intellectual and developmental disabilities.

Individuals Served Ellisville State School in FY 2016

ICF/IID Services	
ICF/IID Campus	314
ICF/IID Community Homes	145
ICF/IID Residential Total	459
Employment Program	129
Non Public School	20
Community Services	
Supervised Living	43
Supported Living	21
Community Living Total	64
Early Intervention	241
Targeted Case Management	169
Prevocational Service	74
Day Services Adult	21
Work Activity	13
Supported Employment	20
Behavior Support	20
Home/Community Support	25
In-Home Nursing Respite	3
Case Management	65
ID/DD waiver Support Coordination	465
Other Support Services	
Diagnostic Services	347
Transitions to the Community Total	28
ICF/IID Campus to ICF/IID Community Home	4
ICF/IID to the Community	24

North MS Regional Center, located in Oxford, provides individuals with intellectual and developmental disabilities a comprehensive array of services.

Individuals Served North MS Regional Center in FY 2016

ICF/IID Services	
ICF/IID Campus	254
ICF/IID Community Homes	189
ICF/IID Residential Total	443
Employment Program	82
Non Public School	7
Community Services	
Supervised Living	38
Supported Living	11
Community Living Total	49
Early Intervention	369
Targeted Case Management	65
Prevocational Service	140
Day Services Adult	19
Work Activity	58
Supported Employment	60
Behavior Support	8
Home/Community Support	73
In-Home Nursing Respite	8
Case Management	0
ID/DD waiver Support Coordination	509
Other Support Services	
Diagnostic Services	268
Assistive Technology	644
Transitions to the Community Total	19
ICF/IID Campus to ICF/IID Community Home	8
ICF/IID to the Community	11

South MS Regional Center, located in Long Beach, provides individuals with intellectual and developmental disabilities a comprehensive array of services.

Individuals Served South MS Regional Center in FY 2016

ICF/IID Services	
ICF/IID Campus	142
ICF/IID Community Homes	89
ICF/IID Residential Total	231
Employment Program	26
Community Services	
Supervised Living	9
Supported Living	11
Community Living Total	20
Targeted Case Management	34
Prevocational Service	3
Day Services Adult	2
Work Activity	3
Supported Employment	3
Behavior Support	29
Crisis Support	15
Case Management	32
ID/DD waiver Support Coordination	523
Other Support Services	
Diagnostic Services	159
Assistive Technology	485
Transitions to the Community Total	15
ICF/IID Campus to ICF/IID Community Home	11
ICF/IID to the Community	4

Hudspeth Regional Center, located in Whitfield, provides individuals with intellectual and developmental disabilities a comprehensive array of services.

Individuals Served Hudspeth Regional Center in FY 2016

ICF/IID Services	
ICF/IID Campus	257
ICF/IID Community Homes	119
ICF/IID Residential Total	376
Employment Program	59
Non Public School	12
Community Services	
Supervised Living	42
Supported Living	45
Community Living Total	87
Targeted Case Management	211
Prevocational Service	69
Crisis Support	12
Work Activity	93
Supported Employment	32
Behavior Support	21
Home/Community Support	63
In-Home Nursing Respite	3
Case Management	25
ID/DD waiver Support Coordination	710
Other Support Services	
Diagnostic Services	359
Assistive Technology	2442
Transitions to the Community Total	12
ICF/IID Campus to ICF/IID Community Home	9
ICF/IID to the Community	3

Boswell Regional Center, located in Magee, provides individuals with intellectual and developmental disabilities a comprehensive array of services.

Individuals Served Boswell Regional Center in FY 2016

ICF/IID Services	
ICF/IID Campus	140
ICF/IID Community Homes	57
ICF/IID Residential Total	197
Employment Program	70
Community Services	
Supervised Living	152
Supported Living	41
Community Living Total	193
Targeted Case Management	27
Prevocational Service	93
Day Services Adult	288
Work Activity	0
Supported Employment	50
Crisis Intervention	20
Crisis Transition Program (SUCCESS)	34
Home/Community Support	14
Crisis Support/Respite	39
Case Management	11
ID/DD waiver Support Coordination	342
Other Support Services	
Diagnostic Services	193
Transitions to the Community Total	40
ICF/IID Campus to ICF/IID Community Home	10
ICF/IID to the Community	30

The Mississippi Adolescent Center, located in Brookhaven, is a residential program dedicated to providing adolescents with intellectual and/or developmental disabilities an individualized array of rehabilitation service options.

Total Served in FY 2016
51
Transitions to the Community
15

Early Intervention

Early Intervention services are designed to support families in providing learning opportunities for their child within the activities of everyday life by providing information, materials, and supports relevant to their identified needs.. **In FY16, 610 individuals were served.**

Case Management

Services assist individuals with IDD in gaining access to any needed social, medical, and/or educational services in order to live successfully in the community. **In FY16, 133 individuals were served.**

Community Living

Community Living services are provided to offer needed supports and supervision related to living in the community. Community Living provides the level of support according to the individuals need. This service is a non-waiver and non-ICF/IID community home service and is provided by community providers and applicable regional programs. **In FY16, 142 individuals were served.**

Targeted Case Management

Targeted Case Management Services are defined as services that provide information/referral and resource coordination for individuals and /or his/family, or other supports. Targeted Case Management services are directed towards helping the individual maintain his/her highest possible level of independence. **In FY16, 506 individuals were served.**

Work Activity Services

Work Activity services provide opportunities for the acquisition of necessary work and living skills. Work activity services are offered to persons who are living in the community, and do not reside in an ICF/IID program or receive ID/DD Waiver Services. **In FY16, 167 individuals were served.**



Services below are provided by all certified ID/DD Waiver providers including DMH Regional Programs.

In-Home Nursing Respite

In-Home Nursing Respite is provided for persons who require skilled nursing services, as prescribed by a physician, in the absence of the primary caregiver. **In FY16, 194 individuals were served.**

Day Services-Adult

Day Services-Adult provides regularly scheduled individualized activities in a non-residential setting that include daily living and other skills that enhance community participation and meaningful days.

In FY16, 863 people were served.

Crisis Intervention

Crisis Intervention provides immediate therapeutic intervention, available to an individual on a 24-hour basis, to address problems which otherwise are likely to threaten the health and safety of the person or others. **In FY16, 5 individuals were served.**

Crisis Support

Crisis Support is provided in an ICF/IID program and is used when a person's behavior or family/primary caregiver situation becomes such that there is a need for immediate specialized services that exceed the capacity of Crisis Intervention or Behavior Support services. **In FY16, 43 individuals were served.**

Behavior Support

Behavior Support provides systematic behavior assessment, support plan development, consultation, restructuring of the environment and training for people whose maladaptive behaviors are significantly disrupting their progress in community participation. **In FY16, 61 individuals were served.**

Supported Living

Supported Living provides supports for the purpose of increasing and enhancing independent living to people who reside in their own residences (either owned or leased) who need less than 24-hour staff support per day. **In FY16, 149 individuals were served.**

Supervised Living

Supervised Living provides individualized tailored supports which assist with the acquisition, retention, or improvement in skills related to living in the community. **In FY16, 631 individuals were served.**

Home and Community Supports

Home and Community Supports is for individuals who live in the family home and provides assistance and supports with instrumental activities of daily living. **In FY16, 1,210 individuals were served.**

Prevocational Services

Prevocational Services provide activities of learning and work experiences where the person can develop task specific strengths and skills that contribute to paid employment. **In FY16, 1,059 individuals were served.**

Support Coordination

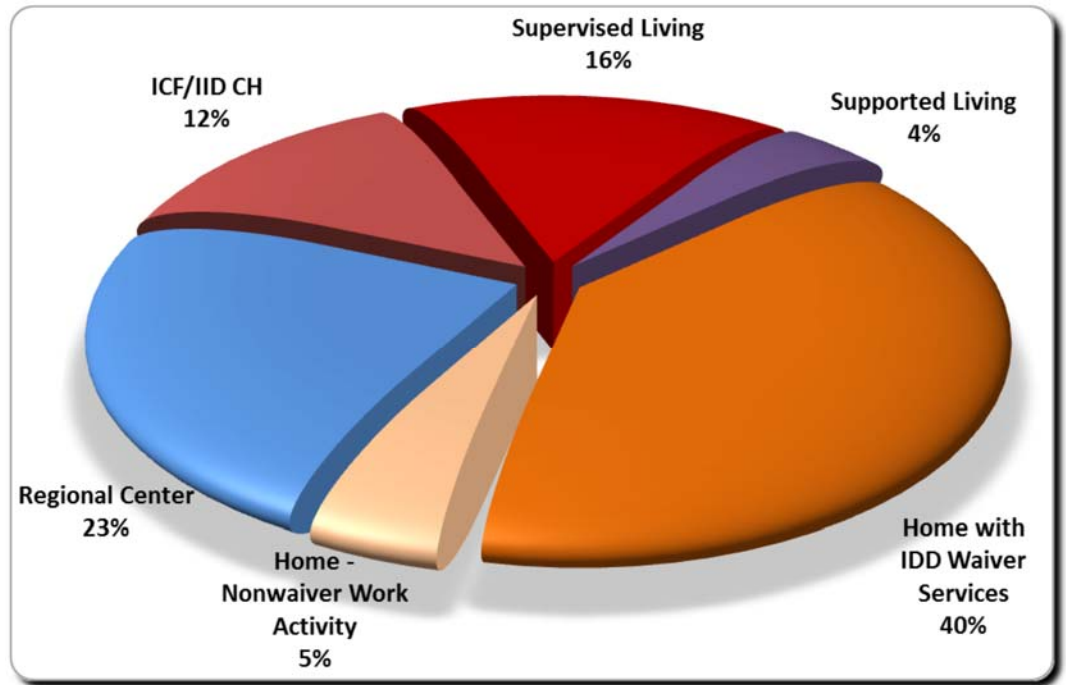
Support Coordination is responsible for coordinating and monitoring all services a person on the ID/DD Waiver receives, regardless of funding source, to ensure services meet needs of the person including health and welfare. **In FY16, 2,411 individuals were served.** (* DMH's Regional Programs are the only providers of this service.)

Supported Employment

Supported Employment services are designed to assist in providing the necessary service and supports for location of a job and maintaining employment in the community. **In FY16, 257 individuals were served.**

Serving Individuals With Intellectual and Developmental Disabilities

Where Do They Live?



Residence	Census	%
Regional Programs	1005	23%
ICF/IID Community Homes	558	12%
Supervised Living*	683	16%
Supported Living*	170	4%
Home with IDD Waiver	1755	40%
Home- Non-Waiver Work Activity	211	5%
Total	4382	100%

*Waiver and Non-Waiver

As of June 30, 2016 per BIDD Monthly Data Report. Includes State and other DMH Certified Providers.



www.dmh.ms.gov
November 2016